

8210 WALKIE PALLET TRUCK

RAYMOND





SMOOTHER. TOUGHER. MORE MANEUVERABLE.

BUILT TO PERFORM. DESIGNED TO WORK TOGETHER.

For 90+ years, The Raymond Corporation has built a reputation based on top-notch quality, reliability and exceptional customer service.

We design and build the best lift trucks in the business. We provide technologies, systems and solutions that bring day-to-day warehouse and distribution operations to a new level of performance. And we support customers with a network of skilled service centers and technicians unmatched in the industry.

From our eco-efficient trucks and telematics to our warehouse optimization and flexible financing, Raymond's big-picture approach and precisely targeted solutions are designed to adapt and grow with your business.

Our innovations in energy savings, space utilization, ergonomics, manufacturing quality and fleet optimization – combined with our best-in-class products and services – work together to increase efficiency and lower costs throughout your material handling operations.

Raymond stands ready to help you run better and manage smarter – end to end.

8210 WALKIE PALLET TRUCK

BETTER ENGINEERING. PROVEN TECHNOLOGY.

At Raymond we don't design our trucks the same way as everyone else. We build them to help you run better and manage smarter.

- + You need a truck with the power to get the job done.
- + You need strength and durability with greater efficiency.
- + You need a truck that won't quit in tough environments.
- + You need less maintenance time and more up time.
- + You need a truck an operator can control with confidence.
- + You need a truck that can perform precisely in tight spaces.

The 8210 Walkie Pallet Truck gets you where you need to go and gives you power and flexibility when you need it. Ideal for retail store, wholesale delivery and food processing applications.

+ electronic pin-code pad
secure access for operation helps prevent unauthorized usage and theft

+ ductile iron frame
supports the AC drive motor and has nearly twice the strength with greater resiliency than low-carbon steel

+ static torque control
separates speed from torque giving you the power to navigate bumps and obstacles at smooth controlled speeds

+ Click2Creep
automatically reduces maximum travel speed and allows operation with the tiller tucked tightly to the tractor for tighter turning

+ IP65 protection to electronics
with sealed contactors, connectors, controllers and cabling, your electronics can take regular wash downs and still reliably perform

+ accessory rich - highly productive
powered accessory bar with optional light for increased visibility; handy storage tote; magnetic shrink wrap pegs

+ reflective logos and optional decals
increase truck visibility in low light environments

+ electric brake release
controlled braking with the electric brake release engaged

+ lift and go
technology lets you reduce travel speed to train operators to travel with forks elevated to prevent unnecessary wear

+ AC traction control
provides seamless speed transitions giving you control to move the truck an inch at a time

+ optional load wheels
available greaseable or non-greaseable; single or split wheel configurations


+ snap-fit polycarbonate covers
secure without screws making it quick and easy to service the truck

+ high strength low alloy
(HSLA) ribbed bumper tests at 3 times greater strength and durability over competitive bumpers, but weighs less and removes for easy access to service



SMOOTH, CONTROLLED OPERATION

Operators need precise control to carefully maneuver the load to minimize risk of injury or damage to the truck, product, or trailer. Smooth, precise speed control and a tighter turning radius are key to increasing maneuverability. Whether you're pinwheeling in the back of trailers or navigating lift gates with inches to spare, you'll turn tighter and with more confidence with the 8210.



CLICK2CREEP

Raymond's exclusive Click2Creep function enables the truck to maneuver with the handle in the upper brake position, resulting in a tighter turning radius with the handle tucked securely against the frame.



AUTOMATIC SPEED CONTROL

Truck speed plays a significant role in load stability. Raymond walkies automatically adjust speed in the Click2Creep mode. Travel speed is slowed when the handle is in the upper operating range and the operator is standing closer to the truck.



STATIC TORQUE CONTROL

Separating speed from power improves operator control—especially at slow speeds. Our exclusive ACR Static Torque Speed Control gives you the torque you need to crawl up and over lift gates and curbs with smooth, controlled operation at all speeds. No need to goose the throttle to power over obstacles.



AC TRACTION CONTROL

Smoother speed transitions give you the control you need to move the truck an inch at a time to avoid damage in tight spaces.



ELECTRIC BRAKE RELEASE

Releases the electric brake during low battery conditions without having to remove the truck covers. Our exclusive design retains braking ability when the handle is in the brake position, increasing operator control.



ANTI-ROLL BRAKING

Prevents the unit from rolling when parked on uneven surfaces — ensuring the truck's movement is controlled until you request travel.



ELECTRONIC PIN CODE PAD

Secure access for operation helps prevent unauthorized usage and theft. Whether you work in a retail store or make deliveries on the street, control who uses the equipment through a simple pin code. No more lost keys or open access.



POLYMER STABILIZER BLOCKS

Unlike conventional trucks that use steel stabilizer bars, Raymond's elastomeric polymer blocks absorb impact to protect the truck and retail floors. The blocks easily rotate to extend their life. Their unique design allows you to adjust their height. Optional heavy duty steel blocks are available.

BUILT FOR OPERATION IN EXTREME ENVIRONMENTS

Because your customers rely on you to deliver.



IP65 PROTECTION

With sealed contactors, connectors, controllers and cabling, your electronics can take regular wash downs and still reliably perform.



STAINLESS STEEL PINS

Operating in wet environments corrodes steel pins. Stainless steel undercarriage pins are standard to prevent corrosion and simplify service.



OPERATION IN EXTREME ENVIRONMENTS

Cold storage, and hot-dipped galvanization packages are available for a range of harsh environments.



LUGGED DRIVE TIRES

Lugged tires may improve grip on rough surfaces for greater traction and maneuverability.



COLD STORAGE

Refrigerated warehouse facilities are a tough environment to work in. It takes innovative design and robust systems to take on temperatures that can run down to -20° F.

With more than 60,000 lift trucks operating in refrigerated warehouses around North America, Raymond leads the way with superior quality, design features and options that leave the competition far behind...and out in the cold.

COLD STORAGE CONDITIONING

All temperature hydraulics, transmission oils and temperature sensing components protect control systems — assuring peak performance and productivity, while stainless steel undercarriage pins protect from corrosion and rust.

EXTREME ENVIRONMENT CONDITIONING

From dairy to meat processing, extreme environment conditioning options provide hot dipped galvanization to protect the tractor, fork frame and undercarriage components from brine and corrosive fluids while IP65 protection keeps electronic components running reliably.



8210 WALKIE PALLET TRUCK OPTIONS

EXTREME ENVIRONMENT CORROSION PACKAGE WITH COLD STORAGE CONDITIONING

PACKAGE INCLUDES:

- Galvanized lower linkages (pull rods and connecting links)
- Galvanized fork frame
- Galvanized bumper assembly
- Hermetically sealed main contactor
- IP65 protection to electronics
- Stainless steel linkage pins
- Stainless steel load wheel pins
- Hermetically sealed lift contactor
- Greaseable ball bearings for load wheels
- Cold Storage hydraulic fluid

EXTREME ENVIRONMENT CORROSION PACKAGE NON-COLD STORAGE CONDITIONING

PACKAGE INCLUDES:

- Galvanized lower linkages (pull rods and connecting links)
- Galvanized fork frame
- Galvanized bumper assembly
- Sealed main contactor
- IP65 protection to electronics
- Stainless steel linkage pins
- Stainless steel load wheel pins
- Sealed lift contactor
- Sealed ball bearings for load wheels

INTELLIGENT, ERGONOMIC DESIGN

Better fit between operator and machine helps to increase productivity and reduce risk.



RUBBER BUMPER SKIRT

Rubber skirting directs light debris away from the drive tire.



ERGONOMIC CONTROL HANDLE

Ergonomically contoured handle features easy-to-reach controls that are intuitive to learn and operate.



PRECISE SPEED CONTROL

Separation of speed and torque increases operator confidence and control.




PROGRAMMABLE PARAMETERS

Lets managers customize performance to fit the work environment.



ACCESSORY RICH – HIGHLY PRODUCTIVE

Powered accessory bar with optional light for increased visibility. Handy storage tote. Magnetic shrink wrap pegs.



REFLECTIVE LOGOS

Raymond reflective logos increase the truck's visibility in low-light environments.



STRONGER. TOUGHER. MORE DURABLE.

Walkie pallet truck frames experience significant stress going over dock plates and curbs. More steel isn't always the answer. Raymond builds a better truck using smarter, tougher, more resilient materials to deliver technology-driven durability. These materials handle high stress while providing a superior strength-to-weight ratio.



LIFT AND GO PROGRAMMABILITY

We think it is better to prevent contact than add a wear plate. Lift and Go trains operators to travel with forks elevated to prevent unnecessary wear over dock plates, lift gates and curbs.



BATTERY DISCHARGE INDICATOR (BDI) WITH LIFT INTERRUPT

BDI helps protect electrical components from damage by preventing over-discharging of batteries.



DUCTILE IRON

Nearly twice the strength with greater resiliency than low-carbon steel. Raymond uses ductile iron in high stress areas such as the drive unit frame and undercarriage components.



HIGH STRENGTH LOW ALLOY (HSLA) RIBBED BUMPER

HSLA is 20 to 30% lighter than low-carbon steel while providing the same strength. In impact testing, the Raymond bumper, which combines HSLA material with its extruded, ribbed design, proved 3 times stronger than competitive bumpers but weighs less.




BETTER GROUND CLEARANCE

Greater clearance over docks, lift gates and curbs means less wear and tear to carriage and components. Cast components are fully tucked within the fork frame to minimize contact.



CAST ALUMINUM HANDLE

Heavy duty cast aluminum handle and steered tiller come standard and provide stylish durability.



ENGINEERING TO TRAVEL

Truck tie down points provide secure restraint when transporting. Conventional methods typically use the handle as the down points increasing wear and damage.




SNAP-FIT POLYCARBONATE COVERS

Heavy duty, durable covers secure without screws, allowing quick and easy service.

SIMPLIFY. ELIMINATE. REDUCE.

Your cost of operation is impacted by equipment maintenance. We've taken care of most of the maintenance points so you won't have to. Fewer maintenance points mean less time spent on maintenance. With twice as much time between service intervals as conventional units, you'll spend half as much time working on a Raymond walkie.



COMPOSITE BUSHINGS

Teflon coated bushings never require greasing.



CANBUS TECHNOLOGY AND HALL EFFECT SENSORS

Reduces wiring 40%. Less wiring means less troubleshooting and downtime over the life of the truck.

Hall effect sensors replace mechanical switches. Parts never touch — minimizing wear — and extending component life.



FORK HEIGHT ADJUSTMENT

Simple and quick to adjust using down stops at the battery box to ensure smooth pallet entry and exit. Also available with a low profile fork.



UNIQUE REMOVABLE BUMPER

Removes for easy access. No need to tilt or hoist the truck for service.



OPTIONAL LOAD WHEELS

Greaseable or non-greaseable, single or split, to suit your particular application.

POWER PROVEN TO PERFORM

Raymond's smarter, stronger and more efficient design means less energy spent on moving the truck and more power to tackle the job at hand. Intelligent battery-saving features mean you can count on a full shift's work.



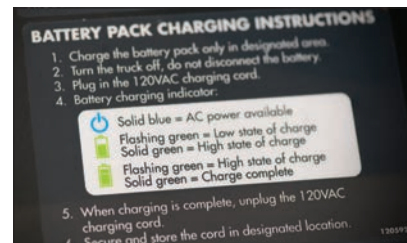
AUTO POWER OFF

Our exclusive Auto Power Off feature monitors truck usage and powers the unit down when idle, preserving battery capacity to keep you running for a full day's work.



UNIVERSAL PACK

Features a solid-state high-frequency charger giving you the flexibility to operate either wet cell or sealed, maintenance-free batteries. Charging gauge lets operators know when the pack is powered to go.



BATTERY STATE-OF-CHARGE DECAL

Helps operator determine when the battery is ready for use and easy to understand directions ensure the pack is properly charged. A built in charging gauge lets operators know when the pack is powered to go.



DETACHABLE POWER CORD WITH CLEATED STORAGE

Secures neatly around built-in cleat. Can be easily replaced if worn or damaged.



SECURE BATTERY RESTRAINTS

Built-in battery retention tabs keep batteries secure and help prevent battery damage during over-the-road deliveries.



EASY BATTERY PACK ACCESS

Wet-cell batteries can be serviced without removing the load backrest. Easy twist knobs provide tool-less accessibility.



BATTERY COMPARTMENT

The battery compartment is sized to fit either a 12-85-5 industrial battery in its 7.8 inch compartment or a 12-85-7 industrial battery in its 9 inch compartment for heavier throughput applications.



THIN PLATE TECHNOLOGY PACK

Maintenance-free pack with thin plate technology can be recharged in less than 3 hours compared to lead-acid batteries that require up to 8 hours. Optimized for opportunity charging. Backed by a 2 year limited warranty.

FROM FLEET TO FINANCE

In warehouse management, the bottom line is the bottom line. And because efficiency works best when it works end to end, everything Raymond offers is built to work together. Trucks and training. Space utilization and warehouse optimization. Fleet maintenance and responsive financing—designed to fit the way you work. To help you work better, smarter, more cost effectively. From a single source you know and trust.

From initial consultation to custom-designed solutions to long-term product and operational support, we offer an unmatched depth of services to get you from where you are to where you want to go.

END TO END

+ warranty coverage

Raymond Asset Protection™ is Raymond's industry-leading warranty that begins with a Standard Warranty – coverage that starts the moment the new truck arrives at your facility.* Additional coverage options are available; select the option that fits your fleet so you can maximize performance while locking in affordable, predictable service costs.

*For complete details, refer to the Raymond Standard Warranty.

+ maintenance

Designed to fit your budget, Raymond offers three plans specific to your needs which you can tailor for individual trucks or entire fleets: contract maintenance, comprehensive fixed-price maintenance and scheduled maintenance audit.

+ expert technicians

For those customers who have lift truck technicians on-site, Raymond offers Customer Technician Courses. Training is available at Raymond headquarters, at your facility or your local Raymond authorized Sales and Service Center.

+ parts

Raymond Parts™ is the industry's most comprehensive one-stop shop for world-class lift truck parts. Raymond is committed to meet all your parts and supply needs, regardless of the make or model of the truck. We sell only the highest quality parts that meet or exceed OEM quality standards.

+ financing

For an outstanding and flexible Raymond equipment solution, your Raymond Sales and Service Center and Raymond Leasing Corporation deliver what your business needs – the equipment you need to grow, at fixed costs. Raymond offers low ownership interest rates and variety of affordable and flexible lease options.

+ pre-owned lift trucks

Raymond RENEWED™ offers certified, pre-owned electric lift trucks that have undergone a rigorous quality inspection and reconditioned with genuine OEM parts from top to bottom. Every truck is delivered with full warranty coverage.

+ iTRACK®

iTRACK Fleet Asset Management System helps to reduce your overall cost of ownership by providing accurate, actionable fleet maintenance data and reports – from individual trucks to fleets or across your entire enterprise of lift trucks. iTRACK is your anytime, anywhere web-based asset management system that works for you 24/7/365.

+ rentals

A Raymond rental is the smart and economical solution to meet your interim material handling needs – whether you are looking for seasonal rentals, unplanned peaks in activity, replacing trucks for scheduled repairs or waiting for delivery of new equipment. Or, if you just want to establish the value of the equipment before purchasing or leasing.

+ iWAREHOUSE®

Designed with an intuitive interface and information display, iWAREHOUSE Fleet and Warehouse Optimization System enables you to take 360 degree control of truck and operator efficiencies through a suite of electronic diagnostic tools that puts critical, real-time information about each and every truck you own right on your computer.

+ training

Studies have shown that effective operator training can help improve how your operation runs. Designed to help you protect your people, equipment and materials, Safety on the Move® can assist in satisfying the OSHA mandate to train your operators.



WE'VE GOT YOU COVERED

Raymond provides world-class support tailored to meet your needs for fleet management and optimization, consistent maintenance and service—backed by our response-time guarantees, technician and operator training, and more. Our network of more than 100 Sales and Service Centers provides comprehensive packages of customized solutions, designed to help you drive down costs and run your business better and smarter.

+ Flexible financing solutions

+ Lower ownership interest rates

+ A variety of rental and leasing options

+ Certified, Pre-owned Lift Trucks

+ Strong warranties

+ Raymond Asset Protection™ — three levels (Scheduled, Comprehensive, Optimal)



RUN BETTER. MANAGE SMARTER.

At Raymond, our aim is to deliver the utmost quality and to work for continuous improvement every day, in every aspect of our business. We are proud of what we build. We are proud of the level of service we provide to keep our customers' business up and running. We take pride in our commitment to our customers through our end-to-end approach in helping them find smarter, more efficient, and more effective solutions.

We value the trust that Raymond has earned through decades of proven performance and hands-on innovation. Since the patenting of the first hand-pallet truck to the invention of the reach truck to our pioneering work in narrow aisle operations and beyond, Raymond has led the way in providing customers with the tools and expertise to improve their business.

IF YOU'RE LOOKING FOR A PARTNER WITH THE TOOLS AND EXPERIENCE TO HELP YOU RUN BETTER AND MANAGE SMARTER, LET'S TALK.

Carolina Handling
3101 Piper Ln
Charlotte, NC 28208

Headquarters: 704-357-6273
Toll Free: 800-688-8141

www.carolinahandling.com

Due to continuous product improvements, specifications are subject to change without notice. Some systems and features shown are optional at extra cost. iWAREHOUSE, Raymond Asset Protection, Raymond Parts, Raymond RENEWED, Safety on the Move, ACR System, Raymond, Swing-Reach, Reach-Fork, intellispeed and intelliguide are U.S. trademarks of The Raymond Corporation.

©2016-19 The Raymond Corporation
Printed in USA

RAYMOND
CAROLINA HANDLING